


Utility Cabinet System (UCS)

The Ultimate in Stainless Steel Modular Walls



UCS:

- ▶ Eliminates the need and the costs of constructing a traditional wall
- ▶ Provides easier access and faster installation of the utilities compared to traditional wall construction
- ▶ Allows for future modifications of the utilities unlike a traditional wall construction



Quick and Easy Access

Streivor's Utility Cabinet System provides the perfect alternative to standard stud and sheetrock walls that use tile, stainless steel and/or fiberglass reinforced plastic panels for the outer covering. The outer shell of the Utility Cabinet System is fabricated from heavy gauge Type 304 #4 Stainless Steel with a 180 grit one directional polish, thus UCS walls provide an aesthetically pleasing, durable, flexible cabinet system that is easy to install, easy to clean and easy to maintain at a cost that is competitive with a standard stud and sheetrock walls. In addition, UCS walls are fitted with removable panels that allow easy access to the inside of the cabinet to make additions and/or modifications to the utilities.



Utility Cabinet System with inset ceramic tiles

Exterior Finishes

Utility Cabinet Systems can be custom manufactured with various outer surface finishes other than Type 304 #4 Stainless Steel. Materials such as decorative metals or glass can be included in the exterior UCS design. The UCS can also be powder coated in a multitude of colors and/or supports the installation of ceramic tiles.



Utility Cabinet System



Installation

All Utility Cabinet Systems are fully assembled in the factory per customer specifications. The UCS is then disassembled and each part is clearly marked prior to shipping. Streivor also provides a detailed, easy to understand assembly drawing for reassembly in the field.

The Utility Cabinets are reinforced with 1" x 1" angle iron framing that facilitates anchoring to the floor and/or structure above.





Utility Cabinet System with panels removed



Utility Installation

The Utility Cabinet System is designed with easily removable and replaceable panels. When the panels are removed, contractors have complete access to the inside of the cabinet and the Unistrut Utility Support Channels. The inside of the Utility Cabinet System is completely unobstructed and the contractor does not have to drill or cut any holes through any studs or obstructions to install conduit or piping. All of the conduit and piping quickly

fastens to the Utility Cabinet's inner Unistrut frame and connects to junction boxes, or is passed through the knockouts pre-engineered at the factory. Once the contractor completes the installation, they can replace the removable panels to close the cabinet. The panels can be removed and/or replaced at any time in the future allowing for easy utility inspection, modification and/or repair.



Human Machine Interface mounted to the side of the vertical wall. Vertical walls provide ideal locations for the installation of Demand Ventilation Controls and other electrical switches.



Easy to Clean and Maintain

The Utility Cabinet System outer shell is fabricated out of Type 304 Stainless Steel, which is an ideal material for withstanding today's harshest commercial kitchen environments. When properly maintained, cabinets can withstand water and other moisture without deterioration and also helps prevent mold from developing.



Durable & Flexible

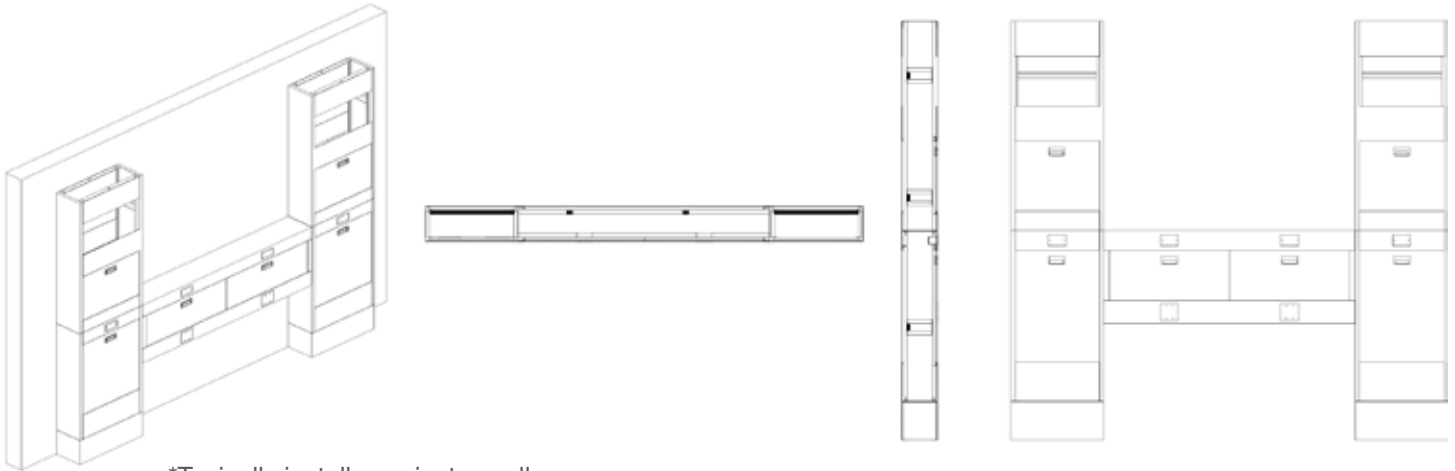
The heavy gauge stainless steel outer shell provides a durable surface that can withstand the heaviest traffic of a commercial kitchen. Cabinets have galvanized plated Unistrut channels that are welded to stainless steel hat channels. The UCS also has an angle iron frame for anchoring to the building.

Utility Cabinet Systems can be fabricated in standard or custom sizes. Junction boxes, knockouts sizes and their positions are also customizable.



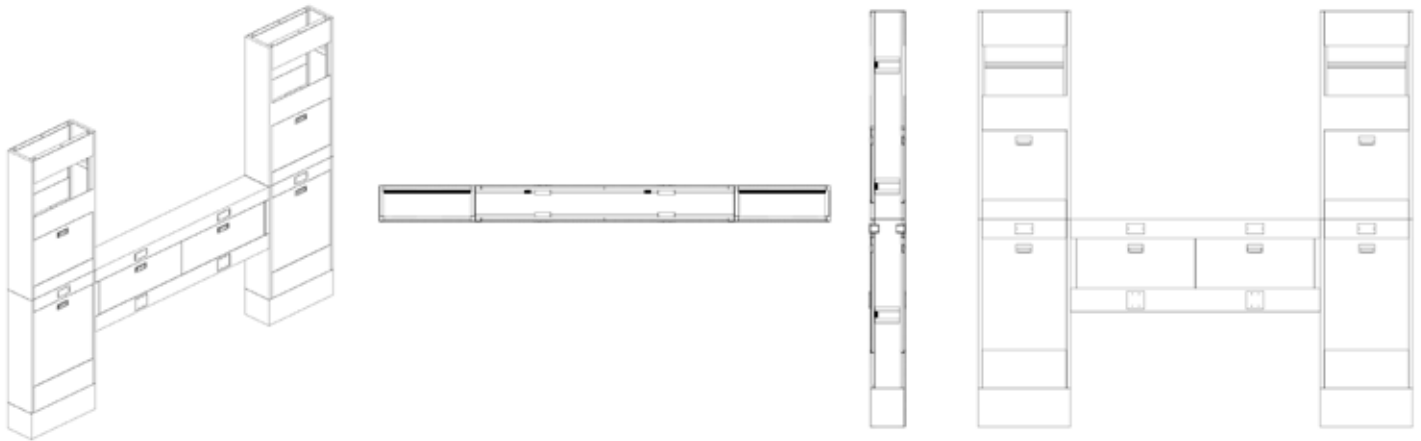
Utility Cabinet System

► UCS-1: Removeable Panels 1 Side



*Typically installs against a wall

► UCS-2: Removeable Panels 2 Sides



*Typically installs in an island configuration

Vertical Cabinets:

- Removable upper and lower cabinet door with recessed pulls
- 1" x 1" x .125" thick angle iron mounting frame on the top and bottom of the vertical cabinets
- Heavy Duty 12 Gauge Galvanized Unistrut frame for mounting pipe and conduit
- 1ea 2" x 4" junction box with stainless steel cover
- 1ea 4" x 4" junction box with stainless steel cover

Horizontal Cabinets:

- Removable panels with recessed pulls
- Heavy Duty 12 Gauge Galvanized Unistrut frame for mounting pipe and conduit
- 2" x 4" junction boxes with stainless steel cover on 30" maximum centers
- 4" x 4" junction boxes with stainless steel cover on 30" maximum centers
- 2.5" and 1.5" round alternating knockouts along the underside of the cabinet spaced on 12" centers

www.streivor.com

2150 Kitty Hawk Road, Livermore, CA 94551
Phone: (925) 960-9090 Fax: (925) 960-9055

3.2017- Copyright © Streivor, Inc.